

Vehement
with conviction;
showing strong
feeling



A Lion's Life

Spring Avenue Elementary School

VOLUME 5, ISSUE 3

1 / 30 / 2013

INSIDE THIS ISSUE:

School News	1
Principal's Corner	2
Sports Page	3, 4
Weather Facts, Zoom, Zoom	4
Book Review, Movie Review	5
Survey, Movie Review	6
Valentine's Day Crafts	7
Animals, Who Am I?	8
Fact Attack, Poem, Pen Pal	9
Skylanders	10
Comic	11
Science Experiments	12
App Review, History of Mickey Mouse, Internet Safety	13
Important Dates & Lost and Found	14



Alice In Wonderland In D105

By: Jennie B. and Devon W.

As most of you probably knew before you read this, (and for those of you who didn't, well, read the title. The title gives it away!), the annual District Musical is coming up very soon. The last two years the plays were; The Music Man Jr. and Charlie and the Chocolate Factory Jr. This year, the play is Disney's Alice in Wonderland Jr. This play is run by Mr. Wydra and Mrs. Kay, who have directed the past few musicals. Mr. Wydra is very enthusiastic



about running this play, and says it should be very fun.

"It's great to see so many kids interested in the musical this year," said Mr. Wydra.

This play is based off Lewis Carroll's book Alice in

Wonderland, which we have read and found quite interesting. You don't need to read the book to watch the play, though.

Auditions and call backs are this week. The show will take place on May 15 and 16 in the Gurrie Gym at 7:30 pm. To know all the details, look it up on the school's website, or contact the directors Mr. Wydra or Mrs. Kay. Thank you for reading, and remember to go see the musical!

Teachers' 2013 New Year's Resolutions

By: Sarah L. and Melissa R.

When the ball drops in Times Square, it is a happy New Year! Now it is time to make a New Year's resolution. Here are some resolutions teachers chose at Spring Ave. School.

Mrs. Daly – to start running

Ms. Charlton – to read at least a book a month

Ms. Morello – to eat healthier and to exercise

Ms. Marek – to be healthy and happy

Ms. Weaver – to run more often

Ms. Eck – to work on painting a canvas

Ms. Folliard – continue to

laugh a lot and dance around the classroom almost every day

Mrs. Webb – to travel somewhere amazing and to build muscles

Ms. Gorman – to appreciate the happy things in life

Ms. Weiland – to get less stressed at work

Ms. Melone – to make more healthy dinners

Mrs. Richardson – to get more organized

Ms. Parrino – to do well in the class I am taking and go to the gym 3 times a week

Mrs. Caylor – to be on time to

places

Mrs. Haymes – to exercise more

Ms. McGinnis – to be the best she can be and to swim in her gym's pool

Mrs. Dahlin – to read, relax more, and spend more time with family

Mrs. Wanta – to exercise more, be healthier, and to read more

Mr. Arneson – to find time to work out on a regular basis

Mrs. Walsh – to take more vacations

Happy New Year! What is your new year's resolution?



Principal's Corner

By: Mrs. Webb

A Work in Progress... You'll hear us say this about several things: our understanding and implementation of Common Core, our library collection, our schedules, supports and interventions, and even our children! We are all "works in progress" and the most important aspect of this is PROGRESS! When we keep our eyes on the goals, we are able to make action plans for achieving these goals and monitor the progress happening, sometimes right before our eyes!

One example of this is play and social interactions. From Kindergarten to Sixth Grade, we are observing and assisting children as they make choices, communicate, and learn ways to stand up for themselves. Spring Avenue children work hard at learning about themselves and how they are unique and different, as well as those around them. Helping children appreciate differences is a goal for all of us - our whole school and all our families! As we work through helping children learn and grow in social situations, we all learn together. No situation or child is identical and it takes the whole team to help children learn best. Our common language and goal for children is to "Own it, Fix it, and Learn from it." Thank you for your support, parents and guardians, for helping us with this important aspect of growing.

The most important part of being an adult "work in progress" is that we are constantly learning new approaches and new strategies to help children learn. Academically speaking, you know we are raising the bar with our Common Core implementation, and I can tell you firsthand what a big difference this is making in helping children really think! We are learning ways to help children struggle in a positive way that requires them to work through problems, sometimes in a much different way than to which they are accustomed. When you see a child struggle through a problem and then solve the problem, the success that lights up their eyes is the most rewarding experience of all. Help us help the children learn through positive struggles.

We are more and more aware of recognizing and celebrating that each child progresses at their own rate. During the year, we meet several times to review how students are doing on MAP tests, on classroom tests, on homework, on meeting goals, on daily work, tasks, projects, and even on how they are engaged on a daily basis through different subjects. This view into the whole child helps us make decisions about how to help them continue to reach their goals. An important thing to remember is that no one piece of data is the deciding factor of programming, interventions, strategies, or enrichment.

Students, as you go forward, continue to honor yourself by reaching towards your goals and celebrating your successes. Be unique, stand strong, and help others by respecting the same for them. Remember, we are all a "Work in Progress!"

Spring Avenue
children work
hard at
learning about
themselves and
how they are
unique and
different, as
well as those
around them.

Helping
children
appreciate
differences is a
goal for all of
us - our whole
school and all
our families!

SPORTS PAGE



Johnny Manziel

He has won the Heisman Trophy and he is the first freshman ever to win this trophy.

By: Ben E., Sean M., and Michael M.

Johnny Manziel, or as most college football fans know him, Johnny "Football," not only won the Heisman Trophy, but he won the Davey O'Brien National Quarterback Award. Johnny is a very talented football player but he also majors in business at Texas A&M. He threw for 3,419 yards this year and successfully completed 68.3% of the time. Johnny had 24 touchdowns and only threw 8 interceptions this year. His QB rating was an astonishing 155.9 and a miracle that a redshirt freshman even got close to this. Johnny Manziel guided Texas A&M to the Cotton Bowl against Oklahoma.

Johnny Manziel is not just a passing QB but when he has to, he will run. He hustled out 1,181 yards that led to 19 touchdowns. He has also tried to kick an extra point, not many quarterbacks have done that. Unfortunately he missed it. The only freshman to even come close to winning the Heisman trophy was Adrian Peterson; he is currently on the Minnesota Vikings. Johnny Manziel will probably have the same fate as Adrian Peterson—to play on a NFL team. There have been many other Heisman trophy winners in the history of the distinction.

The Heisman trophy has been awarded to some amazing players, such as Archie Griffin who won the trophy twice in a row in 1974 and 1975. Another spectacular player is Bo Jackson; he won it in 1985. He played baseball in the offseason—imagine that, playing two sports at once. In 1997, Charles Woodson was the only player ever to win the Heisman trophy

as a defensive player. He also played offense. There are some other players that are a little more recent. Sam Bradford won the trophy in 2008. He's currently on the St. Louis Rams. Mark Ingram won it in 2009; he is a running back on the New Orleans Saints. In 2010 Cam Newton won the Heisman trophy and now currently is on the Carolina Panthers. Robert Griffin III won the Heisman just last year. Now Johnny Manziel will join all of these amazing players.

There is also a Heisman trophy winner among us. His name is Johnny Lattner. During his three seasons at Notre Dame he rushed for an astounding 1,724 yards. Also, he had 20 touchdowns. Not only did he rush but he also was a good receiver, kick returner, and punt returner. We were able to ask him a few questions about winning the Heisman.

Lattner was able to attend this year's Heisman trophy presentation, although, he said "I felt a little bit old because I was the oldest member there. It was great to meet all the candidates, and it's always nice to see past winners."

Mr. Lattner's first choice of winners would have been Manti Teo, "because he lead a darn good football team to 12 wins." His second choice would have been winner Johnny Manziel.

At the presentation, Lattner was among many elite athletes. Lattner said, "I feel very fortunate and lucky to have been nominated for this trophy and even more honored to have won. It was one of the closest vote counts at that time."



Football Fun

By: Alex V.

The rules of the game are if one team throws the ball to the end zone and a receiver catches the ball, their team gets a touchdown. If someone throws the ball and the other team catches it, it is an interception.

My favorite football teams are the Bears and the Packers, because I like Jay Cutler and Aaron Rogers. I like the Packers because they won the Super Bowl. I like the Bears because they are from Chicago.

The football field is about 102 yards. In football if someone makes a field goal, they get three points. A touchdown is seven points.

Last year the NY Giants won the Super Bowl by beating the New England Patriots in 2011-2012. The Packers won the Super Bowl in 2010-2011. My favorite player for the Giants is Victor Cruz because I love his dances when he makes a touchdown. My other favorite football player for the Patriots is Tom Brady.



Swimming!

By: Elizabeth T.

There were many swimmers you saw swim in the summer Olympic games, such as Missy Franklin whose best events are 100 meter backstroke and 400 IM relay (IM is a mix of all strokes — butterfly, backstroke, breaststroke, and freestyle.) Missy, who holds the world record in 200 backstroke, is 18 years old lives in Colorado. Also, Michael Phelps, who has sadly retired, swam his best event in the 100 meter butterfly. Michael is 27 and is from Towson, Maryland. You may also have heard of Rebecca Soni. Her best event is 100 meter breaststroke. Rebecca is 25 and is from Freehold Borough, New Jersey.

I am a swimmer and I need to tell you, if you think it's easy... think again! You need to be very determined, dedicated and work as hard as possible. If you ever want to be one of the top swimmers on the team, you also need to have a healthy diet, drink a lot of water and eat many fruits and vegetables. If you like getting a good exercise, I suggest swimming.

SPORTS PAGE



Gone Fishing: Everything you need to Fish

By Daniel C.

I think that fishing is a great way of getting active and having fun. Have you ever seen a person catch a humongous fish, and you wanted to catch one too? Well these are some basic steps on how to catch a big one of your own.

The first thing you need to catch a fish is the right equipment. If you are just starting to fish, I would recommend a button release pole. What you do for the button pole is you swing your arm and you push the button and you release. The more experienced fisher should use an open face reel. All you have to do with this pole is to put your pointer finger on the line and swing the pole and then release. Last but not least, a bait-caster fishing pole. I love bait-casters, they are wonderful!!! The only thing is that it's pretty hard to use. It takes a while to use it correctly, but when you use it correctly you can catch a load full of fish! I have a bait-caster, and I love it! I have a lot of experience fishing, because I have been fishing for a very long time.

The next thing you need is the right jigs and lures. if you are using live bait to fish, what you need are some hooks .

Don't feel like you need to get really big hooks because you want to catch the biggest fish in the world. The big fish always go for the small hooks. If you are using lures (lures are made to look like the animals fish eat, instead of using live bait), I would recommend a spin lure. A spin lure is a lure that spins in the water. There are shiny metal things on the ends of the lure that attract the fish's attention.

Now you know everything you need to know about fishing. All you have to do now is to get out there and fish!



Check Out These Wacky Weather Facts!

By Samantha R.

- * The biggest hailstone recorded fell in South Dakota on July 23, 2010. It was the size of a softball and weighed almost 2 pounds.
- * Hailstones are built like an onion – the layers count the number of times it traveled to the top of the storm before falling to the ground.

According to legend, we will have a cold winter if:

- * Animals have thicker coats of hair or fur.
- * Squirrels build their nests low in trees and gather nuts early.
- * Ants build their mounds high.
- * Larger numbers of spiders are seen in the Fall.
- * Birds are seen migrating early or huddling on the ground.



Wacky Winter Facts from Tidbit Fun.com



Zoom, Zoom, Zoom

By Nayeli V.

Look closely, can you guess what the objects are below? Find the answers on the back page.





Book Reviews




Really Good books from Monarch, Bluestem and Caudill!!


By Alejandra M.

ARE YOU LOOKING FOR A NEW BOOK TO READ? HERE ARE A FEW REALLY GOOD ONES!

VOTING FOR MONARCH, BLUESTEM, AND CAUDILL IS WEDNESDAY, FEBRUARY 27.



MONARCH: We Are in a Book by Mo Willems. It is about Piggie and Gerald. Piggie and Gerald find out that they are in a book and they try to stop the book from ending. What happens? Read the book to find out! This book is in the library.



BLUESTEM: The Miraculous Journey of Edward Tulane by Kate DiCamillo. It is about a "toy bunny rabbit" named Edward, but Edward does not think he is a toy. Edward has to go on an adventure to find the true meaning of love. This book has beautiful illustrations, but it is very sad too. Does it have a happy ending? Check it out from the library to find out.



CAUDILL: Inside Out and Back Again by Thanhha Lai. It is about a young girl, who finds the Vietnam War very close to home. Her family flees their country for safety. She has to leave her warm bed, her nice dishes, and most importantly her Papaya tree. She discovers the hard life of moving to America. This is a funny story for boys and girls. I highly recommend this book A LOT!!! This book is waiting for you in the library.



One of the funniest movies of 2012 was called Wreck-It Ralph, rated PG. Wreck-It Ralph has been working in the arcade for 30 years. Ralph is a bad guy in the game, Fix-It Felix, and does not want to be bad anymore. Ralph wants a gold medal. He goes into the game Hero's Day to win that gold medal, and of course gets it. Sergeant Calhoun gets really mad when she finds out it's Wreck-It Ralph in Hero's Day, and almost unplugs Fix-It Felix (which is really bad).

Ralph accidentally gets into the wrong game, which is called Sugar Rush, the racing game in the arcade. Then comes Vanellope van Schweetz, the glitch. A glitch is a character in a game that is normal and a few seconds later, turns into numbers

for a millisecond, then back to normal. Glitches CANNOT be in a game, because if kids race with a glitch, then it can get unplugged and the glitch can die. As the movie's plot thickens, Vanellope takes Ralph's gold medal.

This movie is kind of sad in the beginning, average in the middle, and very happy at the end. These are the characters and the actors that their voices: Wreck-It Ralph is played by John C. Reilly, Vanellope van Schweetz is played by Sarah Silverman, Fix-It Felix is played by Jack McBrayer, Sergeant Calhoun is played by Jane Lynch (the star of the TV show, Glee), and King Candy/Turbo Tom is played by Alan Tudyk. Go see Wreck-It Ralph to find out how things turn out for Ralph.

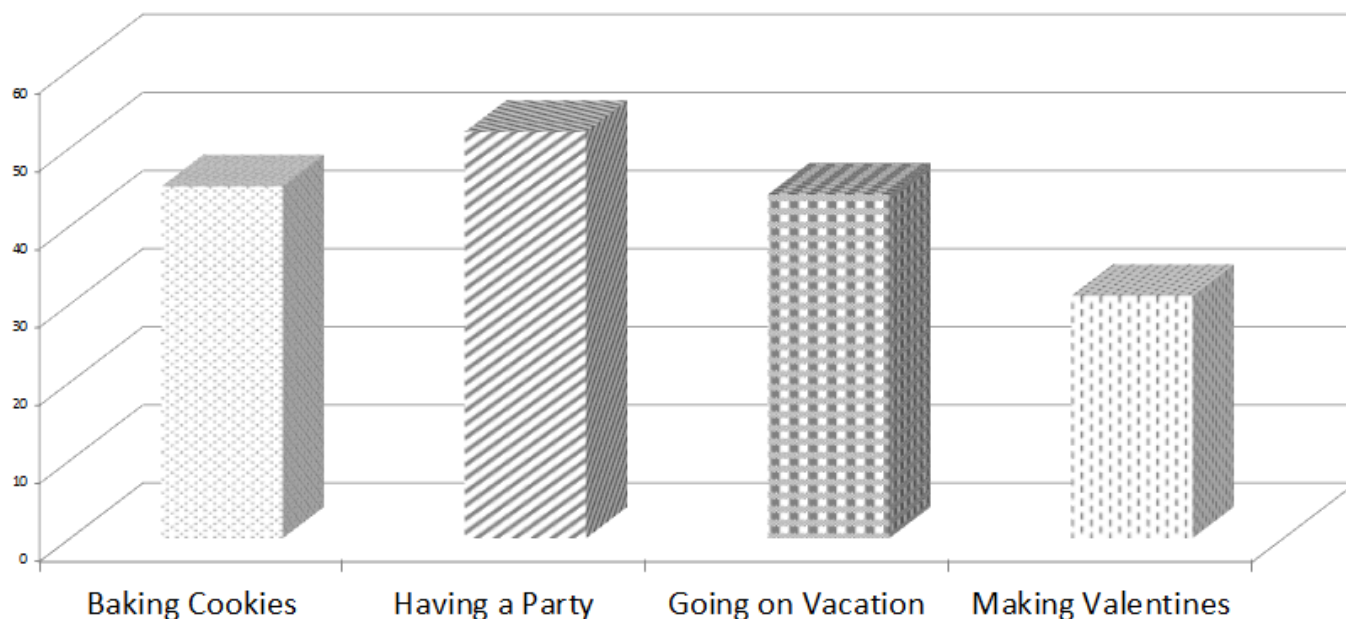
We Asked You Spring Avenue!



What is your favorite thing to do on Valentine's Day?



By Joanie M.



"Precious!" There are many differences between the book *The Hobbit* by J.R.R. Tolkien and the movie. One of them being that the movie has three wizards instead of one like the book. The movie is great and instead of a slow beginning like the book, the *Hobbit* movie gets right to the action.

The story is about a hobbit named Bilbo Baggins who gets invited on a journey with a wizard named Gandalf and a pack of dwarves to reclaim the dwarf city of Erebor from the evil dragon Smaug. If you are wondering what a hobbit is, it's a small man or woman with hairy feet.



The company is constantly encountered by Orcs. Bilbo encounters an ugly creature named Gollum who constantly says "Precious!" Bilbo challenges him to games of riddles.

There will be a *Hobbit* trilogy because the book is too detailed to fit in one movie. For much of the movie, Bilbo is trying to fit in with dwarves but can't find a way to.

The Hobbit, rated PG-13, is a suspenseful action packed adventure and is one of the best movies of 2012.



Hey, 4th-6th graders, there is still time to join Newspaper Club! Talk to Ms. Marek or Mrs. Faldani!

Valentine's Day Crafts

By Olivia W.


Foam Heart Pins

What you'll need:

Large craft foam hearts (pink or blue)
Colorful beads or alphabet beads
Glitter glue in pink and green
White craft glue
Pin backs

What to do:

For the pink heart, draw a heart in the middle of the pink foam heart with white craft glue. Place colorful beads onto the heart shaped glue. Next, squeeze pink glitter glue into the middle of the beaded heart. Now for the blue heart, glue letters onto the front spelling anything you want. (BE MINE, BE MY VALENTINE, etc.) After that, you squeeze green glitter glue around the edges of the heart. When completely dry, you glue a pin back to the back of the foam heart. Ta da!!



Wrapped Chocolate Bar

What you'll need:

Wrapping paper
Chocolate bar
Tape
Scissors
Construction paper

What to do:

Buy a chocolate bar of any size or brand. Find wrapping paper suitable to Valentine's Day. Wrap the bar as if you were wrapping a gift. Use scotch tape. Now get out your construction paper and cut out a pink or red heart. Write a sweet note on the heart you just cut out and tape it to the wrapped candy bar. Give it to one of your family members or a good friend.

Sweetheart Candy Wreath

What you'll need:

Styrofoam wreath (any size)
Lavender gingham ribbon
HOT glue sticks
Candy hearts in any size

What to do:

First you wrap the wreath with ribbon and secure it with glue. Arrange hearts onto the ribbon-covered wreath any way you would enjoy!!! WARNING: DO NOT eat the candy hearts after applying the glue! (You may add a string to the top if you would like to hang it!) Ask your parents for help with the glue gun.

Heart Blottos

What you'll need:

Paper
Tempera paint
Paint brushes
Containers with water
Newspaper (for underneath)

What to do:

First you fold your piece of paper in half. Paint half a heart on one side of the paper. Unfold the piece of paper and fold it with the paint facing down and press for 15-20 seconds. The paint should blend together and end up on both sides. Open the paper to show the designs. You can cut it out and poke a hole in the top to hang.


Lovely Candle

What you'll need:

Toilet paper roll
Paper
Art utensils (markers, crayons, etc.)
Scissors
Glue

What to do:

First you wrap colored paper around the toilet paper roll. You can cut out little hearts and glue them to the paper wrapped around the toilet paper roll. Cut out a flame looking shape out of another sheet of paper. Glue it to the top of the toilet paper roll. Finally you cut out a circle from a sheet of construction paper and glue it to the bottom of the candle. Let it dry for 15-20 minutes.



Broken Hearts

What you'll need:

Construction paper (any color)
Plain white paper
Scissors
Pencils
Glue

What you do:

First you cut a heart shape (nice and big) out of your construction paper. Next you take the heart shape and cut it in half. (zig zag line down middle) Keep track of your pieces because you'll be putting it back together. Then arrange the pieces of the heart back together on the white piece of paper. Leave a small space in between the two pieces. Glue the pieces down, and "ta da!" You have a "broken mirror" effect. Add some glitter and you're set!

Candy Rings

What you'll need:

1 pipe cleaner
White craft glue
Wrapped candies

What to do:

Wrap the pipe cleaner around your finger then cut off what you need to. Take your wrapped candy and put A LITTLE BIT of glue on the back. (A little dot will do it!) Put the candy on the pipe cleaner. Hold on for 10 seconds, then let it dry for ½ hour- an hour. Ta da!!



Animal Perspective: Slow Loris

By: Sam M. and Will T.

AHHHHH!!!!!! The sun!!!! IT BURNS!!!! Whoa! This jungle is HUGE! How is one little Slow Loris supposed to find food here? Especially one my size? I hope my distinct color patterns hide me from those dangerous snakes. I can see one though: my eyes are as big as my head. But I cannot smell them—my snout is uber small. OH SHOOT! Climb legs! Climb as fast as little tiny legs can go! If I get eaten, we'll become even more endangered!

Whew! That was close! That cobra almost took my head off! Luckily,



I made an epic jump from tree to tree. OHMYGOSH! AN EAGLE! Okay, I found a rock. Shoot my small brain didn't help me out. What am I going to do with a rock? Here we go. I'm going to fool this

terrible eagle and hide behind this bush...

That was close! Finally my brain does not fail me. What a shocker! BERRIES! Munch, munch, munch. Munch. That was a fabulous dinner. YAWN. I better hit the leaf. It is sad that my friends and family could have our habitat destroyed because of the humans. It would get lonely if we became extinct! I wonder if that eagle is back on my tail? I'll worry about him tomorrow.

Goodnight.

Bye Bye.

Endangered Species Spotlight: Giant Pandas

By Angelina G.

Giant pandas are endangered. People are cutting down their homes and they are losing their habitat. There are only 1,000 left in the wild. These animals live in China's mountainous regions.

They are omnivores and eat bamboo, birds, and rodents. Giant Pandas eat 12 out of 24 hours and eat 28 pounds of bamboo per day. They use their teeth to munch on the bamboo and then eat it. These animals can climb as high as 13,000 feet; mostly, to feed on higher slopes. Climbing trees is one of giant pandas skills.

These creatures are black and white all over. They live 14 to 20 years in the wild and 30 years in zoos. Giant pandas weigh 300 pounds. You may not think so, but giant pandas are efficient swimmers.

Females and male giant pandas mate in the spring. Females are pregnant for about five months and then give birth to one to two cubs per litter. Infants are born blind and all white.

They weigh five ounces and can't crawl until they are three months old.

Fun Facts

Males mature six to seven years after they are born, as for females who mature four to five years after they are born.

Weird Fact

Giant pandas go potty about 12 times a day!



NEXT ENDANGERED ANIMAL ARTICLE:

POLAR BEARS!!!!!!

Who Am I?

By: Grace B.

Do you know who I am? Turn to the last page to see if you're right!

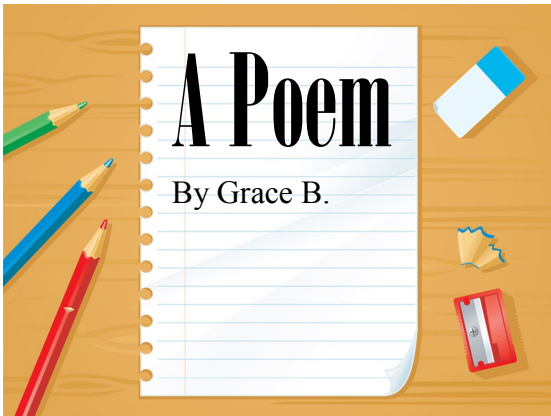


- I was born on February 11, 1847.
- My mother schooled me.
- I wrote my own newspaper called The Grand Trump Herald.
- I hold the record of the most patents (That is what gives you the right to own an idea or invention.)
- I was an inventor, businessman, telegrapher, and father.
- I had 2 wives.
- You can visit my birthplace, houses, and invention laboratories.
- I have lived in many places in the U.S.
- A famous quote I once said was "Opportunity does not come to most people because it is dressed in overalls and looks like work."
- I died on October, 18th, 1931.

Fact Attack! THE GREAT PYRAMID OF GIZA BUILT BY THE PHAROAH KHUFU

By: Joey P.

Joe
481 feet tall
The pyramid of Giza
Built by the pharaoh Khufu
Constructed from 2560 2540 BCE
One of the 7 wonders of the ancient world
The biggest and oldest of the 7 ancient wonders
The tallest structure made by man for over 3,800 years
Scientists really don't know exactly how the Egyptians built it
Scientists have very many theories of how the huge pyramid was built
Most common hypothesis: rock was cut from quarries and dragged into place
There about three main chambers that we know of inside of the humongous pyramid
To build this in just twenty years, 800 tons of stone would have had to be installed every day
It is actually the only one of the Seven Wonders of the World that is still standing to this very day
This entire structure as a whole is perfectly oriented to the points of the compass, isn't that just amazing



A brook rippling its water forward to a new life.
A flowing wind that sings its song.
Children's laughter ringing throughout my ears.
A willow waiting for children to play in its shade.
Playing on the smooth sand of a calm beach.
Flowers dancing to the wind and its smooth melody singing la la la la la la.
Birds chirping their lost melody that we have waited for.
Life sprouting every step I take.
Smells of sweetness around me one that you cannot taste since it is so pure.
A story waiting to be opened every turn of a corner.
These are the sounds of spring.

Expand Your World With a Pen Pal!

By Erin C.

If you're looking to learn about another culture, I suggest you get a foreign pen pal! With the help of Ms. Marek, I just got a pen pal named Charo who lives in Spain. We've been sending e-mails back and forth and exchanging pictures for a week and a half. We actually have a lot in common! Our birthdays are only 10 days apart. We both have one older brother, and their names are similar. We both love to write and we both love school. I can't wait to learn more about Charo and where she lives!

So, if you want a pen pal, you can talk to your parents and then you can Ms. Marek or anyone else you think might have connections in foreign areas. You might get someone you have a lot in common with like I did. I strongly recommend getting a pen pal. It's a good way to make a new friend. Plus, it's lots of fun!!

Skylanders Spyro's Adventure

By: Taylor S., Gabriella S., and Nora W.

Last Christmas, a new craze hit the world by storm. This craze began when Activision came out with a game that goes by the name of *Skylanders Spyro's Adventure*. In the mystical world of Skylands, Portal Masters protect and preserve the peace of this land.



The eldest portal master, Eon, is the strongest protector of Skylands, but he is growing old. A dark person named Kaos comes and attacks Eon. At first, his Skylanders hold up, but then Kaos makes a reckless move; he destroys the Core of Light! The explosion knocks the Skylanders out of their world and as they get farther and farther from their world, they shrink until they are the size of toys. Their journey ends when they crash-land on Earth. Now, the darkness is spreading throughout Skylands and the Skylanders can't help because they are stuck here. Thankfully, you can get a portal and send the Skylanders back to help the Mabu people of Skylands. You control the Skylanders as they battle Kaos to stop the darkness from spreading. Rebuild the Core of Light and defeat Kaos as your collection of Skylanders grows.

Here are the elements that the Skylanders come from. The first element is air. The second is life. Next, is fire and then water. Another one is magic. Earth is next with tech following it. Undead is the last element.

Whirlwind would be an air Skylanders. Whirlwind is half unicorn and half dragon. Her attacks are beautiful and extremely effective.

When you upgrade Whirlwind's powers, she gains a great deal of utility that provides extra defense, heals allies, or creates more rainbow-y chaos on the battlefield.

An example of a life Skylander is Camo. Camo is a colorful life dragon that uses exploding watermelons and sun spheres to attack opposers. When you upgrade Camo's powers, his watermelons grow bigger, do more damage, and more can grow.

An example of a fire Skylander is Sunburn. Born of flames, Sunburn is half-fierce phoenix and half-savage-dragon. Sunburn defends Skylands with amazing flamethrower breath and magical teleportation. When you upgrade Sunburn, he can hold his flamethrower breath for longer or he can leave maximum damage behind when he teleports.

Wham-Shell's your water Skylander. He has an awesome mace that when leveled up, causes a lot of damage. His secondary attack is starfish bullets, which he fires from his

mace. This attack is slow and doesn't do a lot of damage at first, so his melee attack is a better move to continually use. When choosing an upgrade path, choose the Captain Crustacean path. It upgrades the mace so it is more powerful.

An example of a magic Skylander is Spyro. Yup, he's in the name of the game. He is an awesome all-around combatant. His fire breath is useful at any range and the fire charge is a medium ranged one that, when upgraded, can deal lots of damage.

Bash is an earth Skylander. His tail swing is ultimately powerful when charged and fully upgraded. It takes away about 220 lives! You can only get this power-up when you choose the Granite Dragon upgrade path. This path upgrades the tail swing while the other one upgrades his earth roll.

Tech is next and the Skylander from that element is Drill Sergeant. He is an Arkeyan robot buried in the rocks for thousands of years. He was found by Terrafin, an earth Skylander, when burrowing in the ground. Then Drill Sergeant joined the Sky-

landers. When fully upgraded, Drill Sergeant's drills can split into lots of tiny rockets after the initial explosion. Also, he has a little gun on his head that can shoot lasers for a short time.

Lastly, the undead element has a winning Skylander of Cynder. She is an undead dragon that was stolen and enslaved by the dragon king, Malefor, as an egg. Spyro the dragon helped her shake his influence and escape. Since, she has been a dutiful member of the Skylanders. When fully upgraded, her lightning breath becomes black (as it is purple at the beginning) and does more damage. Her phantom power goes farther and leaves bigger ghosts, causing more destruction.

Overall, Skylanders Spyro's Adventure is a game of puzzles and intrigue and action. This game is appropriate for ages 6 and up. You can play this game on Xbox 360, Wii, Nintendo 3DS, and the PlayStation systems.

We hope you love this game and keep an eye out for the new game, Skylanders Giants, complete with brand new characters!




A Winter Comic

By: Nayeli V.

*How to keep your
spirits high when
it's cold out!*

By: Nayeli V.



Play with friends!



Eat candy
canes/cookies!



Make crafts!



Watch a movie!



Sledding!



Spend time with
your family!



Science Experiments To Try!

By Elizabeth T.

Diet Coke and Mentos Eruption

What you need:

Large bottle of Diet Coke
About half a pack of Mentos

What to do:

Make sure you are doing this experiment in a place where you won't get in trouble for getting Diet Coke everywhere. Ask your parents first! Outside on some grass is a perfect place — please don't try this one in your family room!!

Stand the Diet Coke upright and unscrew the lid. Put some sort of funnel or tube on top of it so you can drop the Mentos in at the same time (about half the pack is a good amount).

Time for the fun part, drop the Mentos into the Diet Coke and run like mad! If you've done it properly a huge geyser of Diet Coke should come flying out of the bottle, it's a very impressive sight. The record is about 9 meters (29 feet) high!

www.sciencekids.co.nz/experiments/dietcokementos

Bending Water

What you need:

A plastic comb, or an inflated balloon
A narrow stream of water from a tap
Dry hair

What to do:

Turn on the water so it is falling from the tap in a narrow stream (just a few centimeters across but not droplets). Run the comb through your hair just as you normally would when brushing it (do this around 10 times). If you are using a balloon then rub it back and forth against your hair for a few seconds. Slowly move the comb or balloon towards the stream of water (without touching it) while watching closely to see what happens.

www.sciencekids.co.nz/experiments/bendingwater

Make Glowing Water

What you need:

A black light (you can find them at places like Wal-Mart and hardware stores, as well as online stores like Amazon).
Tonic water
Highlighter pen.
A dark room to do the experiment

What to do:

Take the highlighter pen and carefully break it open, remove the felt and soak it in a small amount of water for a few minutes.

Find a dark room.

Turn on the black light near your water, how does it look?

www.sciencekids.co.nz/experiments/makeatornado

Make a Tornado in a Bottle

What you need:

Water
A clear plastic bottle with a cap (that won't leak)
Glitter
Dish washing liquid

What to do:


Fill the plastic bottle with water until it reaches about three quarts full. Add a few drops of dish washing liquid.

Sprinkle in a few pinches of glitter (this will make your tornado easier to see).

Put the cap on tightly.

Turn the bottle upside down and hold it by the neck. Quickly spin the bottle in a circular motion for a few seconds, stop and look inside to see if you can see a mini tornado forming in the water. You might need to try it a few times before you get it working properly.

www.sciencekids.co.nz/experiments/makeatornado



App Review: Smule

By Abbey P.

Got a smartphone, ipod touch, or tablet? Smule is the best app I have and may be yours too! Smule is a game kind of like guitar hero but mobile and by a different company. Choose songs to play on the piano and buy them with smule money called smoola. I have 15 songs.

There are pop songs, regular-old piano songs, and video game songs. Some songs are Chopsticks, Legend of Zelda Theme, Fur Elise, Good Time, Honeybee, and more. This app is totally free and fun for all ages. People who like challenges should definitely do Chopsticks, Everybody Talks, and Good Time.

Smule has songs written by all kinds of artists, such as

Little Big Town, Owl City, Koji Kondo, Blake Shelton, Justin Bieber, and well, Smule is just overloaded with songs! Some video game songs are Chill from Dr. Mario, Legend of Zelda Theme from the Legend of Zelda series, Mario Brothers Theme from the Mario series and more. New songs are added to the catalog every week so you will never run out of options!

Smule is the best app I have, and I think you should get it too. Download Smule because it will be the coolest app ever and it will be fun to practice music and learn new songs!



THE HISTORY OF MICKEY MOUSE

By Josie B.



Don't you just love that fun happy mouse? Who doesn't? Did you know Mickey Mouse was all started as an idea by an amazing man named Walt Disney? Mickey was a replacement for the character Oswald the Lucky Rabbit. Walt Disney tried many different animals including cats and dogs. Also he tried a female cow and a male horse who ended up being Clarabelle Cow and Horace Horsecollar. Then he got the idea of a mouse! It came to him because he remembered his pet mouse when he was a young boy living on a farm. This inspired him. Mortimer Mouse was this mouse's original name until Disney's wife (Lillian) convinced him to change it. Instead of Mortimer, Mickey automatically came to mind. The rest was history for Mickey Mouse.

Walt Disney was famously quoted in 1954 saying, "I only hope that we never lose sight of one thing—that it was all started by a mouse." This is so true! The beloved character Mickey Mouse

all started with a great idea.

Later when Disney's crew began making movies, Walt Disney did the voice of Mickey. Disney took pride in this. But after a while, with all the responsibilities that came with running the movie studio, Disney couldn't do Mickey anymore because the role required daily recording. Also, Disney's cigarette habit had damaged his voice over the years. The role of Mickey got passed onto Jimmy MacDonald. Jimmy MacDonald was also the voice of Donald Duck.

Mickey became so popular over the years that comics were made, merchandise was sold, and eventually Disneyland and Disneyworld were built.

So don't forget that this all began with the idea of a mouse, Mickey Mouse, and it all came from an amazing man known as Walt Disney.

Internet Safety Tips

By Jennie B.



Have you ever wanted to go on the Internet but you couldn't figure out how to be sure you're safe with what you see? Then this is the article for you.

The first thing you MUST always do is ask your parents. No matter what I tell you, if your parents don't want you to go on the Internet, then it is a NO GO. But if your parents allow you to, then you can continue.

Your next step is a harder one. You must filter the sites you go on. The first way to tell if it isn't a site for you is the content on the page. Sometimes there might even be a rating on the page. Really, there is no way to instantly tell if a site is safe. But you can always ask your parents if you can go on to it. If you see something on the Internet that you think is inappropriate or that you're not supposed to, then tell your parents and exit the site.

These have been a few ways to stay safe on the Internet. Have fun and stay safe!

Important Dates

February 5, 7 — 2:00 Dismissal, Parent Teacher Conferences
5:00-8:00 pm
February 14 — Valentine's Day Parties
February 18 — No School, Presidents' Day
February 20 — PTO Meeting, 8:45 am
February 26 — Band Concert, 7:00 pm
February 28 — Choir / Orchestra Concert, 7:00 pm
March 4-15 — ISAT Testing
March 5 — Kindergarten Roundup, 7:00 pm
March 10 — Daylight Savings Time
March 13 — PTO Meeting, 8:45 am, Fun Lunch
March 25-19 — Spring Break


Lost and Found

Please check in the office at Parent Teacher Conferences or with Mrs. Jones if you have lost any items at school. Thank you!



Zoom, Zoom, Zoom

Answers



Locker




Student Drawing



Art Bulletin Board

Who Am I?



Thomas
Edison

Reader Feedback

Please share your thoughts!
Email the advisors:

Ms. Marek
jmarek@d105.net

Mrs. Faldani
vfaldani@d105.net

A Lion's Life Newspaper Staff



Grace B.
Josie B.
Jennie B.
Erin C.
Daniel C.
Nathan D.
Ben E.
Angelina G.
Alexis H.
Sarah L.
Joanie M.
Claudia M.
Michael M.
Sean M.
Sam M.

Abbey P.
Joe P.
Joey P.
Melissa R.
Samantha R.
Taylor S.
Gabriella S.
Elizabeth T.
Will T.
Allison T.
Alex V.
Nayeli V.
Nora W.
Devon W.
Olivia W.