


Noble
possessing
outstanding
qualities



A Lion's Life

Spring Avenue Elementary School

VOLUME 4, ISSUE 4

3 / 16 / 2012

INSIDE THIS ISSUE:

School News	1
Principal's Corner	2
Chicago Food Bank	3
Musical	3
Spring Training	3
Who Am I?	4
Basketball	4
Spring Break Ideas	4
Two Poems	4
itouch Apps	5
The Cardinal	5
Little League	6
Spring Break Plans	6
Fun Fair Memories	7
Movie Survey	7
Cereal Survey	8
St. Pat's Fill in the Blank	8
Food Tagxedo	9
Marshmallows	10
Spring Word Search	11
Zoom Zoom Zoom	11
Important Dates	12
Lost and Found	12



District 105's 3rd Battle of the Books


By: Kathleen C. and Nora W.

The score was tied between two teams. The final question book was: "In what book does a cat wearing a hat visit two kids?" The answer is.

This is an example of what Battle of the Books is like. Battle of the Books is a competition where 5th – 8th grade students in the District are asked various questions about books. The participants try to guess the book based on the question. Some questions could be: "In what book does a character go on an adventure in Neverland?" The answer would be Peter Pan. If students say just the title they get one point, but if they say the author too (*which in this case would be James M. Barrie*), the participants get a second point.

Many weeks before the competition students get a list of books titled A, B, C, and D. There are five books on each list and students must read all the books from one list to be eligible to compete. All of the books on the lists are Caudill or Bluestem titles.

BATTLE OF THE BOOKS 2012



After students read the books, they are put onto teams made up of people from different schools in our District. Then the teams are ready to practice and compete.

We asked Seventh Avenue librarian, Mrs. Nestlinger, some questions about Battle of the Books. Mrs. Nestlinger said that Battle of the Books started for District 105 in school year 2009-2010, but many districts across the nation have been doing Battle of the Books for years.

Another thing that Mrs. Nestlinger said was that during the Battle there can be up to thirty questions per book. Mrs. Nestlinger also said that

this year the district librarians will mix up kids from each school that have read the same list to create teams. She said there may be many teams assigned the same list depending on how many kids sign up for the Battle. While the librarians determine how many members are on each team, the kids can decide a team name.

Mrs. Nestlinger told us that many districts, like Chicago, Naperville and other local districts may do the Battle differently but they are all set up to have fun. Finally, Mrs. Nestlinger told us that public and school librarians make the up the questions, but a public librarian asks the questions during the Battle. There were 110 people who participated in Battle of the Books last year, and this year there will be even more!

We think Battle of the Books will be lots of fun, so if you are a fifth grader or over we suggest you try it!!!

The Battle of The Books is on April 19th and we wish all our Spring Avenue readers good luck.

The Books

These are the books that the students in the Battle of the Books will be reading. Titles are from the 2012 Bluestem and Caudill State Reading Lists.

List A

Bad News for Outlaws by Vanda Midheau Nelson
Sideways Stories from Wayside School by Louis Sachar
The World According to Humphrey by Betty G. Birney
Secret Science Alliance by Eleanor Davis
All Stations Distress by Don Brown

List B

Animal Heroes by Sandra Markle
Bunnica by James Howe
Dying to Meet You by Kate Klise
Flight of the Phoenix by R. L. La Fevers
The Sisters Grimm by Michael Buckley

List C

Knucklehead by Jon Scieszka
Extra Credit by Andrew Clements
Masterpiece by Elise Broach
Every Soul a Star by Wendy Mass
The Girl Who Threw Butterflies by Mick Cohrane

List D

Leviathan by Scott Westerfeld
Woods Runner by Gary Paulsen
Peak by Roland Smith
Powerless by Matthew Cody
All the Broken Pieces by Ann Burg



Principal's Corner

By: Mrs. Webb

Keeping the lines of communication is a tool that is crucial to the success of our children and one that takes constant work and fine-tuning.

As I close the full circle of seven years in District 105, I am reminded of how truly amazing the students of Spring Avenue are. To be able to have watched our graduating/stepping up students as they have traveled all the way down our halls from kindergarten on, and now to go 'down the hall' to Gurrie, has been one of the greatest rewards for so many of us! They have amazed us in their progress, their growth, their maturity, and as they have become more and more independent over the years.

The students' amazing accomplishments are a tribute to their parents, as

well. Our students come to school prepared to learn, they are supported, and they make great progress as they work through homework and projects. The adults in our students' lives have high expectations for them and they are completely willing to do whatever it takes to help them succeed. This means constant communication with others, with the staff, with other families and most importantly with their own child.

Keeping the lines of communication open is a tool that is crucial to the success of our children and one that takes constant work and fine-tuning. Thank

you to our parents and families for making this a priority at Spring Avenue. You are appreciated! In addition, some teachers have 'gone full circle' and are about to retire from their many years of complete dedication to our children and to our schools.

We are proud to celebrate with Linda Battaglia, Rita Zale, Kathy Stone, and Pam Kuharic as they step out into new adventures of their own. They will be a part of Spring Avenue and all of their legacies will be cherished forever! Thank you!

Mrs. Webb
Principal

Chicago Food Depository Impacts Lives

By: Meredith B.

Are you familiar with the Chicago Food Depository? A couple of weeks ago I was lucky enough to help out there with my brother's Boy Scout troop. It was an amazing day!

The food depository is Chicago's food bank. It is a non-profit food distribution center. The Chicago Food Depository distributes food through a network of 650 food pantries, soup kitchens, and shelters who feed children and adults. In 2011, the Chicago Food Depository distributed over 69 million pounds of food which included 18 million pounds of fresh produce.

Where does all this food come from? The food comes from several sources: 48% comes from donations from food companies which include retailers, wholesalers and foodservice organizations, and people like you and me, 15% is strategically purchased, and 37% comes from government programs. Each week the Chicago Food Depository feeds 142,000 people, which includes families all throughout Cook County.

When I was there I was put in a group that repacked individual instant oatmeal packages into bags of 10 that were then packaged in boxes of 20. It was a very hands on job!! In



the few hours we were there we repacked over 16,000 individual packets of oatmeal. By the end of the day I felt so good because we helped so many people.

We did this in a warehouse 3 times the size of Costco, filled from floor to ceiling with pallets of food. When asked "if all donations stopped tomorrow, how long would the current inventory of food last," the answer was 2 months. You can understand why the volunteers and donations are so important.

If you are interested in volunteering they do group volunteering for ages 5-13 once every month. You have to be 14 or older to be a regular volunteer. The Chicago Food Depository is focused on providing food for hungry people, while striving to end hunger in our communities. You can visit their website to learn more about their warehouse and volunteer opportunities:

www.chicagosfoodbank.org.

This was an amazing experience and I hope all of you will volunteer sometime!!

District Musical: Willy Wonka and the Chocolate Factory

By: Rowan C.

The Musical is on! This year the play is.....wait for it.....WILLY WONKA AND THE CHOCOLATE FACTORY!!!! This funny play is about 5 kids who go into a factory that is owned by Willy Wonka. The children slowly get lost or do something bad, and they all leave one by one. Finally, the only character left is Charlie. If you want to find out more, come see the play!

First auditions were held Thurs. March 1st. Then a week later, callbacks were held to make final casting decisions. You can NOT try out any more, and all the people who tried out did great! There were a total of 63 people who tried out this year. That's the most ever! You can see the musical on May 16th and 17th on the Gurr stage at 7:30. Come and cheer on all of your friends and classmates!

For further information talk to Mrs. Kay or Mr. Wydra.



Spring Training Underway

By: Joseph P.



Baseball Spring Training started March 5th. There are two Spring Training Leagues: the Cactus and Grapefruit. The Grapefruit League is played in Florida and the Cactus League is played in Arizona.

The teams that play in the Cactus League are the Arizona Diamondbacks, Chicago Cubs, Chicago White Sox, Cincinnati Reds, Cleveland Indians, Colorado Rockies, Kansas City Royals, Los Angeles Angels of Anaheim, Los Angeles Dodgers, Milwaukee Brewers, Oakland Athletics, San Diego Padres, San Francisco Giants, Seattle Mariners, and Texas Rangers.

The teams in the Grapefruit League are the Atlanta Braves, Boston Red Sox, Baltimore Orioles, Detroit Tigers, Houston Astros, Miami Marlins, Minnesota Twins, New York Mets, New York Yankees, Philadelphia Phillies, Pittsburgh Pirates, St. Louis Cardinals, Tampa Bay Rays, Toronto Blue Jays, and Washington Nationals.

Who Am I?

By: Nathan D.

- By: Nathan D.
- ? I am a hockey player.
- ? I was born January 26, 1961 in Brantford, Ontario.
- ? I started skating at the age of two.
- ? My first team was the Edmonton Oilers.
- ? In 1988, I was traded to the Los Angeles Kings.
- ? My nickname was “The Great One.”
- ? I wore number 99 my entire career.
- ? I have 894 goals over the course of my career.
- ? I am the all-time leader for points and goals in the NHL.
- ? I was inducted into the Hall of Fame on November, 22 1999.

Do you know who I am? Turn to the last page
to see if you're right!



Gym time Basketball

By: Luke N.

6th graders were playing basketball for a few weeks. I was playing basketball with the 6th graders in the Gurrie Middle School gym. Ms. Lenardi said to shoot better you need to keep your eyes on target.

Another thing we work on in basketball is passing. Passing helps develop teamwork. The hardest thing about dribbling is keeping control of the ball.

The basketball unit was 3 weeks. We play basketball to help us get better at our game and to understand the rules.

I like basketball because it helps me keep an eye on my ball. I think that I should get better at playing basketball. I think that I should dribble better.



Fun Spring Break Ideas

By: Kate H. and Devon W.

Can't think of anything to do over break? Well, it's a problem no more! Things such as going to Chicago, playing outside, and going on a vacation are many popular activities.

Going to the museum, or Shedd Aquarium, are very fun things to do in Chicago! Other activities include going to the zoo, or playing outside; going to the park or playing with friends are also quite enjoyable! Going on a vacation out of state or going to a waterpark are also awesome ways to spend time!

Another suggestion

is go to your local movie theater! There are lots of great movies out now, such as *Hunger Games*, *The Lorax*, and, the one we highly recommend, *The Secret World of Arrietty*.

Also, there are things you can do on spring break that don't even require you leaving your home! There are lots of fun crafts that you can do right at your kitchen table!

For instance, take this fun recipe: making your own homemade marshmallows! Look for the recipe on page 10 of this issue of *A Lion's Life*. Enjoy and have fun over break!

Two Poems

By: Nicole C.



FIGHTER

After all you put me through,
You think I despise you,
But in the end I want to thank you,
Cause you made me that much stronger
Every time you pushed me back
It hurt, but I never gave up,
And every time you turned me away,
I just worked even harder,
You made me learn faster,
And stand a little taller
Even when you throw me in the dust
I stand through the pain
So thanks,
Now I'm a fighter.



Stand

When life gets rough,
I will stand
I will stand when everyone says I can't
I will face my challenge,
Looking it straight in the eye,
And beat it,
And I will live with it
Cause I will be strong,
I will stand .



Our Favorite itouch Apps

By: Jon K. and Joey P.

With our new iTouch gadgets, we were able to download some of our favorite apps. The combination of creativity and action will thrill even the newest gamer.

Jetpack Joyride



Jetpack Joyride is a game where you break into a laboratory, steal a jetpack, fly around the lab, collecting coins and avoiding traps like zappers, missiles, and lasers. Some special items that you can get on your flight are spin tokens. When you get a token after the round you get to spin a wheel and then win a prize that can give coins. This helps you in your current round or helps you in the next round. Also, there is a special box in the air that you can smash and use a special vehicle like Mr. Cuddles (Not cuddly at all!), Lil Stomper, Gravity Suit and much more!

If you're bored with your regular clothes and boring vehicles then you can buy new clothes and upgrade your vehicles in "The Stash".

Rated 9+ for the following:
Infrequent/Mild Cartoon or Fantasy Violence

Eden



Eden is a game where you're in a world made of blocks. You have a pick axe to break any material except black rocks. You have fire where you can set things on fire like ladders, wood, tree logs and leaves. In your inventory, you have every material except black rocks and you use them to build anything you could ever desire! You can build a teleporter, but you would have to break the black rocks. If you want to show other people your world, you can save your world, then share it and name it! You can also download worlds that other people have built and you can use them whenever you want!

Rated 9+ for the following:
Infrequent/Mild Cartoon or Fantasy Violence

NBA Jam



NBA Jam is a 2 on 2 miniature Basketball game at the tips of your fingers. Although all of the original rules apply to it, except that pushing and throwing elbows is legal! First you pick your two favorite players on the team, and you get to play as them. You even have the chance to play as your favorite legends and an exclusive team of stickmen, and the Beastie Boys. One of my favorite things is when you score a basket 3 times without letting the opposing team score, your player literally catches on fire! With dunks and backboard breakers the announcers will occasionally check in with a BOOM-CHAKALAKA!

Also, achievements have to be completed in order to unlock things like Big Head Mode, 1 Shot Fire, Camera Hog, and Unlimited Turbo. You can also play a full season in any conference you choose were at the end of a number of games you can play a legend team to unlock whoever you face. They also have a jam camp just in case you need some help.

Rated 4+



Bird Watch: The Cardinal

By: Ana P.



The cardinal is a common bird in the eastern half of North America. Mostly, it's known as the northern cardinal. It can even be called redbird.

The cardinal eats insects, seeds, grain, fruit, and sap. They do not migrate. Males are red and females are tan/gray. Cardinals sing a variety of melodies. Male cardinals are aggressive when they fight for their home so when another male cardinal comes, they attack. Cardinals join flocks of other birds.

Cardinal's behaviors are proper. Normally, cardinals sit in pairs. They can be found in backyards, parks, etc. When the females sing, they sing harder songs that are more complex. Cardinals attack their reflection in a mirror.

Seven states have the northern cardinal as their state bird, including Illinois. When cardinals nest, the female does most of the building. It takes three to nine days to build. The cardinals' population is in good shape.

LaGrange Little League Begins

By: Sean M.



Spring is creeping over us and LaGrange Little League is starting too. I think that everyone is excited for warm weather and baseball.

In LaGrange Little League there are baseball and softball teams. There are leagues in baseball such as Coach Pitch, Farm league, C league, B league, and A league. In softball the leagues are Peanuts, Minors, Majors, and Juniors. One very important league is Challenger. It lets disabled kids play baseball or softball.

Coach Pitch and Farm League in baseball don't keep standings and they

don't have playoffs. Although Farm League has an all-star team. A, B, and C league keep standings and have playoffs. Another cool thing is these leagues are drafted by the coaches themselves. In softball Peanuts don't have standings or playoffs. Juniors, Majors, and Minors have standings and playoffs.

I asked my coach a few questions and this is what he said. The first question was "Do you think it's good that A, B, and C league have standings and a championship?" He said "Yes, I think that it's good. During the season

the kids get to play all different positions and have fun. At the end of the season with the championship opportunity the kids play seriously and competitively. I think it is good to have both."

The next question was "Why did you start coaching?" He said "Because I like to work with kids and teach baseball, and I could spend more time with my kids. My dad was a coach for over 40 years, I played some college baseball and I want to teach some of the things I learned."

Overall I bet everyone playing is going to have a blast!

We Asked You: What Are Your Plans for Spring Break?

By: MacKenzie B., Maddie D., and Karol G.

Teachers

Mrs. B.- "I am going to the Hoover Dam in the desert."

Mrs. Caylor- "I am cleaning my house and relaxing."

Mrs. Zale- "I am going somewhere over the rainbow."

Ms. Parrino- "I am spending time with my niece and nephew."

Mrs. Haymes- "I am waiting at home for my baby."

Ms. Melone- "I am going to New Jersey."

Mrs. Daly- "I am going to Chicago with my three boys and cleaning my closet."

Mrs. Walsh- "I am staying home with my husband and daughter Gwyneth."

Mrs. Richardson- "My friend is coming in from Tennessee."

Mrs. Dahlin- "I am training for a marathon."

Miss McGinnis- "I am having lots of fun."

Ms. Lenardi- "I am going to Colorado."

Ms. Eck- "I am catching up on reading."

Mrs. Faldani- "I am going to Phoenix, AZ to visit my mom."

Mrs. Demer- "I am relaxing while doing taxes. Traveling is hard because of my four different spring breaks."

Mr. Wydra- "I am going on a cruise."

Ms. Folliard- "Coaching lots of softball games, reading and exercising."

Mrs. Wanta- "I am relaxing and reading lots of books."

Mrs. Stec- "I am visiting my daughter at college."

Ms. Charlton- "I am going to Seattle, Washington."

Dr. Stone- "I am going to Hilton Head, South Carolina."

Mr. Arneson- "I am going home."

Mr. Tooth- "I am sleeping."

Mrs. Kay- "I am taking my dogs to Oklahoma City with my husband."

Ms. Parker- "I don't know yet."

Mrs. Manganello- "I am playing with my kids."

Mrs. Webb- "I am playing with my dogs and going to Chicago."

Mrs. Jones- "I am spring cleaning and celebrating Avery's birthday."

Mrs. Blazek- "I am visiting my son."

Ms. Marek- "I am visiting friends and doing homework."

Students

1st Grade

Olivia G- "I am going to the pool."

Patrick W- "I am going to Florida."

Matthew P- "I am going to Arizona."

2nd Grade

Meah L- "I am going to the pool."

Adian C- "I am going to Michigan."

Emma R- "I am going to Mexico."

3rd Grade

Lucy W- "I am going to Florida."

Will K- "I am going to watch T.V."

4th Grade

Olivia W- "I am going to Florida."

Steven O- "I am going to play tackle football and play video games."

5th grade

Paula L- "I am going to the Wisconsin Dells."

Tommy L- "I am going to Florida."

6th Grade

Caroline T- "I am going to Amelia Islands in Florida."

Nick Z- "I am going to play lots and lots of hockey."

We hope everyone has a great Spring Break week wherever you are going and whatever you are doing!

A Blast to the Past: Fun Fair Memories

By: Olivia B., Clare C., and Danielle N.

“An exciting night filled with fun and laughter,” that’s all sixth graders Simon and Reno could talk about (no wonder they keep coming back) when they looked back on their 6 years of going to the Fun Fair. As sixth graders ourselves we can say the Fun Fair is something we look forward to every year, and it keeps getting better and better. It’s sad to think this is our last year.

What is there to do at the Fun Fair? The question should be what is there NOT to do at the Fun Fair? From blasting a balloon into pieces to getting an air tattoo, the Fun Fair is so fun — hence the name FUN Fair.

Here’s some things Spring Avenue had to say about the Fun Fair:

Student opinions

First graders Olivia, Hannah, and Matthew, look forward to the big pirate ship slide, the raffles, having the sixth graders give them a crazy hair-do, and finishing off the night with a delicious treat won at the cake walk!

The sixths graders thought, “The night is a time to have fun with your friends and this year especially because we get to enjoy seeing all the younger kids have fun at each station.”

The only things that could make this night better are...

“A few more universal games for big kids, more raffle prizes and more time to have fun!!” And to Mathew a giant Lego bouncy to climb on would be the only thing to make this night complete! This year we are proud to announce we have added peanut and tree nut free food to the cake walk!

Teacher opinions

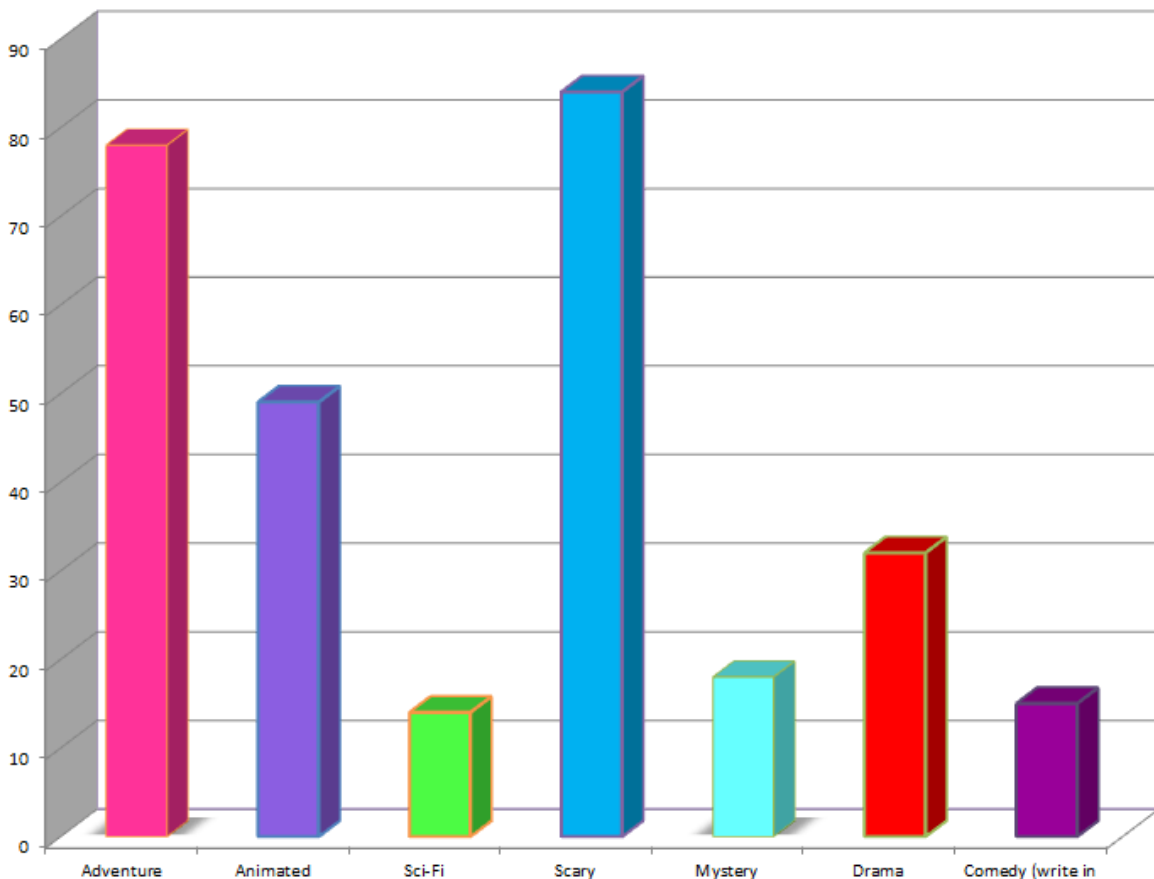
If you have never been to the Fun Fair and you are interested in knowing what it is like, take the opinion from a teacher that has attended it for 8 years, ask Ms.Faldani! She likes to see her students and families having fun till the sun goes down (or at least to 8:30 when the Fun Fair is over).

Then keep in mind Jinx’s opinion from having to clean up from all of the fun we have during the night. He says his favorite thing about the Fun Fair is when it is over and cleaned up, because his main memory is how he has to clean it up every year! His favorite part is the next day when he has finally finished. This year let’s keep in mind that the mess we make is Jinx’s responsibility to clean up and this is his eighteenth year so lets not make his job too hard. Parents also stay and help clean up, which Jinx appreciates a lot.

The Fun Fair is Friday March 16th from 6:00pm-8:30pm. Hope to see you and your family there!

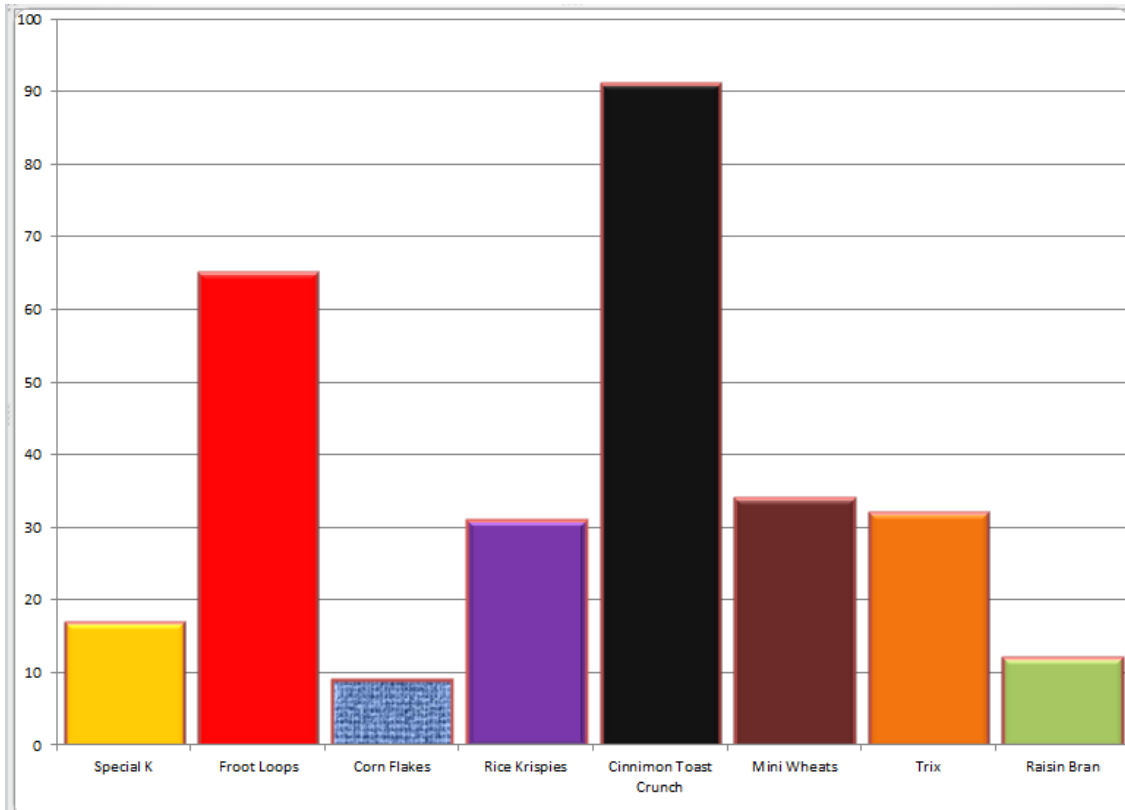
What is your favorite type of movie?

By: Angelina G.



What is your favorite cereal?

By: Jennie B.



St. Patrick's Day Fill in the Blank

By: Karol G.

_____ have four lucky leaves.
 At the end of a rainbow there is a _____ of gold.
 A lot of people dance the _____ dance.
 The colors for St. Patrick's Day are _____ and _____.
 The Chicago _____ turns green each year.
 St. Patrick's Day is celebrated on _____ 17.
 People often say "_____ me, I'm Irish!"
 People sometimes even have _____ for St. Patrick's Day.

:: Word Bank ::

Pot	Irish
River	Parades
Green	Kiss
Clovers	March
White	



Turn to page 9 for the answers!



By: Alexis H. and Allison T.



HOMEmade MARSHMALLOWs

Recipe from <http://www.foodnetwork.com/recipes/alton-brown/homemade-marshmallows-recipe/index.html>

Ingredients

3 packages unflavored gelatin
1 cup ice cold water, divided
12 ounces granulated sugar, approximately 1 1/2 cups
1 cup light corn syrup
1/4 teaspoon kosher salt
1 teaspoon vanilla extract
1/4 cup confectioners' sugar
1/4 cup cornstarch
Nonstick spray



Directions

Place the gelatin into the bowl of a stand mixer along with 1/2 cup of the water. Have the whisk attachment standing by.

In a small saucepan combine the remaining 1/2 cup water, granulated sugar, corn syrup and salt. Place over medium high heat, cover and allow to cook for 3 to 4 minutes. Uncover, clip a candy thermometer onto the side of the pan and continue to cook until the mixture reaches 240 degrees F, approximately 7 to 8 minutes. Once the mixture reaches this temperature, immediately remove from the heat.

Turn the mixer on low speed and, while running, slowly pour the sugar syrup down the side of the bowl into the gelatin mixture. Once you have added all of the syrup, increase the speed to high. Continue to whip until the mixture becomes very thick and is luke-warm, approximately 12 to 15 minutes. Add the vanilla during the last minute of whipping. While the mixture is whipping prepare the pans as follows.

FOR REGULAR MARSHMALLOWs:

Combine the confectioners' sugar and cornstarch in a small bowl. Lightly spray a 13 by 9-inch metal baking pan with nonstick cooking spray. Add the sugar and cornstarch mixture and move around to completely coat the bottom and sides of the pan. Return the remaining mixture to the bowl for later use.

When ready, pour the mixture into the prepared pan, using a lightly oiled spatula for spreading evenly into the pan. Dust the top with enough of the remaining sugar and cornstarch mixture to lightly cover. Reserve the rest for later. Allow the marshmallows to sit uncovered for at least 4 hours and up to overnight.

Turn the marshmallows out onto a cutting board and cut into 1-inch squares using a pizza wheel dusted with the confectioners' sugar mixture. Once cut, lightly dust all sides of each marshmallow with the remaining mixture, using additional if necessary. Store in an airtight container for up to 3 weeks.

FOR MINIATURE MARSHMALLOWs:

Combine the confectioners' sugar and cornstarch in a small bowl. Line 4 half sheet pans with parchment paper, spray the paper with nonstick cooking spray and dust with the confectioners' sugar mixture.

Scoop the mixture into a piping bag fitted with a 1/2-inch round piping tip. Pipe the mixture onto the prepared sheet pans lengthwise, leaving about 1-inch between each strip. Sprinkle the tops with enough of the remaining cornstarch and sugar mixture to lightly cover. Let the strips set for 4 hours or up to overnight.

Cut into 1/2 inch pieces using a pizza wheel or scissors dusted with the confectioners' sugar mixture. Once cut, lightly dust all sides of each marshmallow with the remaining sugar mixture and store in an airtight container for up to a week.

St. Patrick's Day Fill in the Blank Answers

Clovers have four lucky leaves.
At the end of a rainbow there is a pot of gold.
A lot of people dance the Irish dance.
The colors for St. Patrick's Day are green and white.
The Chicago River turns green each year.
St. Patrick's Day is celebrated on March 17.
People often say "Kiss me I'm Irish!"
People sometimes even have parades for St. Patrick's Day.

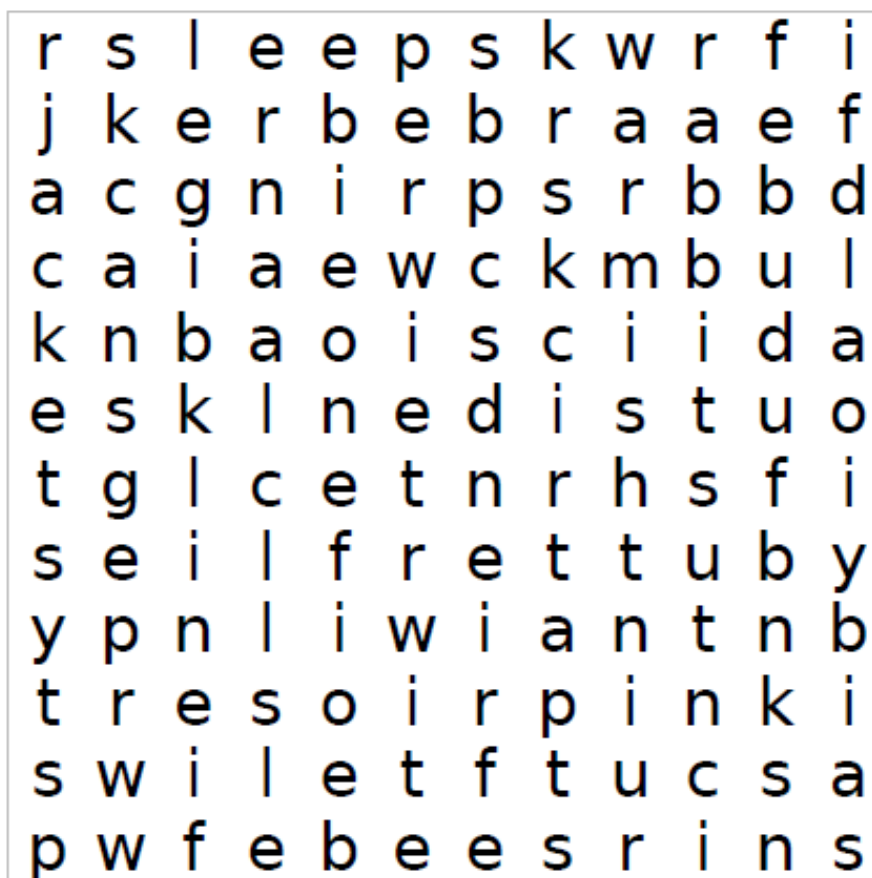


Hey, 4th-6th graders,
there is still time to
join Newspaper Club!
Talk to Ms. Marek or
Mrs. Faldani!

Spring Break Word Search

By Abbey P

Can you find all nineteen words involving spring? As you find words cross off each one you find until you cross off all of them.



Flowers
Fun
Spring
Break
StPatricks
Outside
Friends
Sleep
Sunny
Warmish
Yellow
Red
Pink
Rabbits
Butterflies
Picnics
Jackets
Bees
Snacks



Zoom, Zoom, Zoom

By Samantha R. and Gabriella S.

Look closely, can you guess what the objects are below? To find the answers, go to the next page. Good Luck!


1



2



3



Important Dates

By: Samantha R. and Gabriella S.

March 16th Our school Fun Fair
 March 20th District Institute Day, No School
 March 22nd Battle of the Books Meet and Greet
 March 23rd End of Third Quarter
 March 25th -31th Spring Break

April 6th Non-attendance Day
 April 13th Math and Science Night
 April 19th Battle of the Books

Lost and Found

By: Nathan D.

Brown and green bike helmet
 Blue LT basketball t-shirt
 Chicago Hawks hockey club winter hat

Skull sweater
 Illinois winter hat
 Bears Santa hat
 Pink mitten
 (2) Red hats
 Snow pants
 USA flag
 Water bottles (4)
 (3) Lunch boxes
 Glasses case

Mets hat
 (2) Sox hats lots of gloves
 A bunch of sweatshirts and coats

As a reminder, all unclaimed items will be donated during Spring Break.



Zoom, Zoom, Zoom

Answers



1

Spring Avenue Lion



2

1st Grade Snowman



3

Written Bird Story



Who Am I?
 Wayne
 Gretzky



A Lion's Life Newspaper Staff



Olivia B.
 Jennie B.
 MacKenzie B.
 Meredith B.
 Rowan C.
 Kathleen C.
 Clare C.
 Erin C.
 Nathan D.
 Maddie D.
 Angelina G.
 Karol G.
 Alexis H.
 Kate H.
 Hannah H.
 Jon K.

Sean M.
 Violet M.
 Danielle N.
 Abbey P.
 Ana P.
 Joey P.
 Samantha R.
 Gabriella S.
 Allison T.
 Nora W.
 Devon W.

Special Thanks to
 Tom Schoder,
 LT Senior
 MaryCate Most
 LT Junior

Reader Feedback

Please share your thoughts!
 Email the advisors:

Ms. Marek
 jmarek@d105.net

Mrs. Faldani
 vfaldani@d105.net